



### District Report Card: 2017


<b>State:</b> Meghalaya	<b>District:</b> South West Garo Hills
<b>Class:</b> 5	<b>Subject:</b> Mathematics
<b>Schools:</b> 59	<b>Students:</b> 535


### Participation/Coverage


#### Students

<div>GENDER</div> <div></div>	Boys		Girls	
	Number	%	Number	%
	262	48.97	273	51.03

<div>AREA</div> <div></div>	Rural		Urban	
	Number	%	Number	%
	535	100.00	0	0.00

<div>CATEGORY</div> <div></div>	SC		ST		OBC		GEN	
	Number	%	Number	%	Number	%	Number	%
	5	0.93	394	73.64	5	0.93	131	24.49

<div>CWSN</div> <div></div>	LD	VI	HI	S&LD	ID	Oth
	0	2	0	2	0	1

<div>Management</div> <div></div>	Government		Government-aided	
	Number	%	Number	%
	418	78.13	117	21.87

### Average Performance of Students in Mathematics (%)

Overall	Gender		Area		Management		Social Group			
	Male	Female	Rural	Urban	Govt.	Aided	SC	ST	OBC	GEN
<b>49.15</b>	<b>48.40</b>	<b>49.87</b>	<b>49.15</b>	<b>0.00</b>	<b>52.23</b>	<b>38.12</b>	<b>65.33</b>	<b>46.18</b>	<b>74.67</b>	<b>56.49</b>

## Performance on Learning Outcomes (LOs)

Learning Outcomes	Description	Average Performance(%)
M401	Applies operations of numbers in daily life situations	51.03
M412	Explores the area and perimeter of simple geometrical shapes (triangle, rectangle, square) in terms of given shape as a unit	52.17
M418	Calculates time intervals/duration of familiar daily life events by using forward or backward counting/addition and subtraction	58.88
M421	Represent the collected information in tables and bar graphs and draws inferences from these	53.27
M501	Reads and writes numbers bigger than 1000 being used in her/his surroundings	58.69
M504	Estimates sum, difference, product and quotient of numbers and verifies the same using different strategies like using standard algorithms or breaking a number and then using operation	40.43
M505	Finds the number corresponding to part of a collection	46.02
M506	Identifies and forms equivalent fractions of a given fraction	35.89
M508	Converts fractions into decimals and vice versa	47.43
M509	Classifies angles into right angle, acute angle, obtuse angle and represents the same by drawing and tracing	49.08
M512	Relates different commonly used larger and smaller units of length, weight and volume and converts larger units to smaller units and vice versa	58.51
M513	Estimates the volume of a solid body in known units.	33.99
M514	Applies the four fundamental arithmetic operations in solving problems involving money, length, mass, capacity and time intervals	52.46
M515	Identifies the pattern in triangular numbers and square number	34.02
M516	Collects data related to various daily life situations, represents it in tabular form and as bar graphs and interprets it	51.77

Range of Performance of Students who Answered Correctly							
Below 30%		30% - 50%		50% - 75%		Above 75%	
Number	%	Number	%	Number	%	Number	%
123	22.99	165	30.84	158	29.53	89	16.64

## Lowest Performing Learning Outcomes (LOs)

- 1 - Estimates the volume of a solid body in known units. (33.99)
- 2 - Identifies the pattern in triangular numbers and square number (34.02)
- 3 - Identifies and forms equivalent fractions of a given fraction (35.89)
- 4 - Estimates sum, difference, product and quotient of numbers and verifies the same using different strategies like using standard algorithms or breaking a number and then using operation (40.43)
- 5 - Finds the number corresponding to part of a collection (46.02)